


# Development and Utilization of Novel Quantum Beam Sources Using a High Energy Electron Beam

## UVSOR Synchrotron Facility Division of Beam Physics and Diagnostics Research



**TAIRA, Yoshitaka**  
Associate Professor  
[yostaira@ims.ac.jp]

### Education

2007 B.S. Nagoya University  
2009 M.S. Nagoya University  
2012 Ph.D. Nagoya University

### Professional Employment

2011 JSPS Research Fellow  
2012 Research Scientist, National Institute of Advanced Industrial Science and Technology (AIST)  
2018 Senior Research Scientist, National Institute of Advanced Industrial Science and Technology (AIST)  
2020 Associate Professor, Institute for Molecular Science  
Associate Professor, The Graduate University for Advanced Studies

### Awards

2010 Young Researcher Best Presentation Award, The 53<sup>rd</sup> Annual Meeting of the Japanese Society of Radiation Chemistry  
2011 Nagoya University Outstanding Graduate Student Award  
2012 Oral Presentation Award, The 9<sup>th</sup> Annual Meeting of Particle Accelerator Society of Japan  
2012 Young Researcher Best Poster Award, 12<sup>th</sup> International Symposium on Radiation Physics  
2013 Young Scientist Award of the Physical Society of Japan  
2015 Young Researcher Best Presentation Award, Beam Physics Workshop 2015  
2021 Outstanding Presentation Award, 64<sup>th</sup> Annual Meeting of the Japanese Society of Radiation Chemistry

### Member

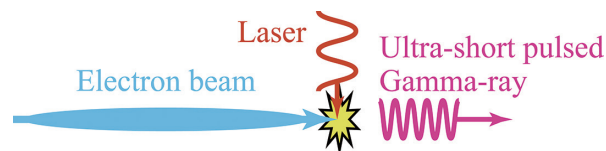
Assistant Professor  
SUGITA, Kento  
Post-Doctoral Fellow  
SALEHI, Elham  
Graduate Student  
KOYAMA, Kazuki\*  
YAMAMOTO, Ryohei\*  
GOTO, Keita\*  
TANABE, Keigo\*

**Keywords** Electron Beams, Synchrotron Radiation, Gamma-Rays

Our group develop new electromagnetic wave sources using a high energy electron beam. In the UVSOR-III electron storage ring at the Institute for Molecular Science, a 750-MeV electron beam can be generated. Electromagnetic waves in a wide frequency range from ultraviolet waves to gamma-rays are emitted by interacting the electron beam with magnetic fields and lasers.

Inverse Thomson (Compton) scattering is a method to generate a high energy gamma-ray by the interaction between a high energy electron and a laser. We have developed ultra-short pulsed gamma-rays with the pulse width of sub-ps to ps range by using 90-degree inverse Thomson scattering (Figure 1). This ultra-short pulsed gamma-rays were applied to gamma induced positron annihilation pectroscopy (GiPAS). A positron

is an excellent probe of atomic scale defects in solids and of free volumes in polymers at the sub-nm to nm scale. GiPAS enables defect analysis of a thick material in a few cm because positrons are generated throughout a bulk material via pair production. Our group is conducting research on improving the properties of the material by using GiPAS.



**Figure 1.** Schematic illustration of 90-degree inverse Thomson scattering.

### Selected Publications


- Y. Taira, M. Adachi, H. Zen, T. Tanikawa, N. Yamamoto, M. Hosaka, Y. Takashima, K. Soda and M. Katoh, "Generation of Energy-Tunable and Ultra-Short-Pulse Gamma Ray via Inverse Compton Scattering in an Electron Storage Ring," *Nucl. Instrum. Methods Phys. Res., Sect. A* **652**, 696 (2011).
- Y. Taira, H. Toyokawa, R. Kuroda, N. Yamamoto, M. Adachi, S. Tanaka and M. Katoh, "Photon-Induced Positron Annihilation Lifetime Spectroscopy Using Ultrashort Laser-Compton-Scattered Gamma-Ray Pulses," *Rev. Sci. Instrum.* **84**, 053305 (2013).
- Y. Taira, T. Hayakawa and M. Katoh, "Gamma-Ray Vortices from Nonlinear Inverse Thomson Scattering of Circularly Polarized Light," *Sci. Rep.* **7**, 5018 (2017).
- Y. Taira and M. Katoh, "Gamma-Ray Vortices Emitted from Nonlinear Inverse Thomson Scattering of a Two-Wavelength Laser Beam," *Phys. Rev. A* **98**, 052130 (2018).
- Y. Taira, M. Fujimoto, S. Ri, M. Hosaka and M. Katoh, "Measurement of the Phase Structure of Elliptically Polarized Undulator Radiation," *New J. Phys.* **22**, 093061 (2020).

## 1. Gamma Ray-Induced Positron Annihilation Spectroscopy (GiPAS)

In Gamma ray-induced positron annihilation lifetime spectroscopy (GiPALS), positron lifetime spectrum is calculated by measuring the time difference between a reference signal and a detector output for the annihilation gamma-rays, which is emitted when a positron annihilates with an electron inside material. A reference signal is the output of a photodiode located near the injection position of a laser. A BaF<sub>2</sub> scintillator and a photomultiplier tube is utilized to detect the annihilation gamma-rays. Two detectors are arranged at 180 degrees because two annihilation gamma-rays are generated at 180-degree direction.

A digital oscilloscope is used to store the waveforms of the photodiode and the BaF<sub>2</sub> detector, and calculate the time difference distribution. One digital oscilloscope for four BaF<sub>2</sub> detectors is used as a pair of detection systems. The annihilation gamma-rays are generated to whole solid angle. Therefore array detectors are effective to increase the count rate of the annihilation gamma-rays and to reduce the measurement time. A detection system with eight detectors and two digital oscilloscopes was constructed (Figure 2). Time resolution is 140 ps in full width at half maximum, which is high despite the use of a 52-mm thick BaF<sub>2</sub> scintillator. The count rate is 20 cps.

Users can currently utilize GiPALS at BL1U in UVSOR-III. A result of defect analysis for a Lu<sub>3</sub>Al<sub>5</sub>O<sub>12</sub> scintillator was published in 2022.<sup>1)</sup>



**Figure 2.** Positron annihilation lifetime measurement system using eight detectors and two digital oscilloscope.

Positron age-momentum correlation (AMOC) is an approach for measuring the time resolved momentum distribution of an electron, which provides different information about defects compared to positron annihilation lifetime. Gamma ray-induced AMOC has been developed by using a BaF<sub>2</sub> detector, a germanium detector, and a 12-bit digital

oscilloscope. Typically, a multichannel analyzer is used to measure the energy spectrum of gamma rays. However, a 12-bit digital oscilloscope is employed in this experiment; thus, high-energy resolution can be obtained with the digital oscilloscope alone. The results of multiple sample measurements are summarized in the paper.

We are planning to develop other measurement technique for the annihilation gamma-rays, such as coincidence Doppler broadening and spin polarized positrons generated from circularly polarized gamma-rays.

## 2. Gamma-Ray Vortices

An optical vortex is an electromagnetic wave with a helical phase structure. When an optical vortex beam is viewed in a plane transverse to the direction of propagation, an annular intensity profile is observed due to the phase singularity at the center axis. An important consequence of the optical vortex is that it carries orbital angular momentum (OAM) due to the helical phase structure.

While fundamental and applied research on optical vortices using visible wavelength lasers is widely studied, much less has been done in ultraviolet, X-rays, and gamma-rays energy ranges. We have proposed for the first time a method to generate a gamma-ray vortex using nonlinear inverse Thomson scattering of a high energy electron and an intense circularly polarized laser. In our method, the circularly polarized laser is important because the helical phase structure arises from the transverse helical motion of the electron inside the circularly polarized laser field. When peak power of a laser achieves terawatt class, high harmonic gamma-rays are generated. Only gamma-rays more than the first harmonic carry OAM. High harmonic gamma-rays show the annular intensity distribution due to this characteristic.

There are few facilities in the world which can carry out the experiment for the nonlinear inverse Thomson scattering using an intense circularly polarized laser in terawatt class. We carried out the experiment at Kansai Photon Science Institute in Japan, where a 150 MeV microtron and a petawatt laser are available. We were not able to achieve the measurement of an annular intensity distribution of high harmonic gamma-rays.

UVSOR-III also has a laser with a pulse energy of 50 mJ and has completed start-up work on the laser. Experiments on nonlinear inverse Thomson scattering will be performed after October 2022 to measure the spatial distribution of high harmonic gamma rays.

### Reference

- 1) M. Kitaura, Y. Taira and S. Watanabe, *Opt. Mater.: X* **14**, 100156 (2022).

### Award

SALEHI, Elham; 4<sup>th</sup> International School on Beam Dynamics and Accelerator Tehnology, ISBA Gold award (2022).

\* carrying out graduate research on Cooperative Education Program of IMS with Nagoya University