

DIRECTIONS to “HIGASHI-OKAZAKI” from

Chubu Centrair International Airport (NGO)

<http://www.centrair.jp/en/> <--for more information

Airport Bus

Direct airport bus runs to “Higashi Okazaki” train station. It takes about 60 minutes (depending on the traffic) and costs ¥1,750. If your flight’s arrival time matches the bus schedule, this direct operation will be the most convenient.

Departure times for Okazaki: 8:30, 11:00, 12:40, 14:40, 16:40, 17:40, 19:00, 20:40, 21:20, 22:00 from the **No.4** bus stop at the airport bus terminal. Buy your ticket from the ticket machines at the terminal. A reservation is not required.



Where to Ride

From the arrival lobby, head for the "Access Plaza" and go downstairs to the airport bus terminal. The airport bus terminal is only accessible from the “Access Plaza”.



(e.g.)
11:00 Airport Bus Terminal
bus stop No.4
|
(11:43 Tomei-Iwazu)
|
12:00 Higashi Okazaki
|
(12:17 Okazaki)

REMEMBER: Your destination is “Higashi Okazaki”. **DO NOT** wait to get off at “Okazaki”, the final stop of this line. This station is far away from IMS.

Train

“Higashi-Okazaki” is on the MEITETSU Nagoya Line. Allow 60 minutes including time for a transfer at Jingu-Mae. Use the Limited Express train. The basic fee is ¥1,240. Add ¥360 for the Limited Express reserved seat.

- Take the MEITETSU Airport/Tokoname Line to **Jingu-Mae** (30 min). *
- Transfer to the MEITETSU Nagoya Line and take the Limited Express in the direction of Toyohashi to **Higashi-Okazaki** (30 min.) **.

* Ltd. Exp. runs every 30 minutes.

** Ltd Exp. runs every 15 minutes.

Time Table:

http://www.meitetsu.co.jp/eng/timetable/centrail/timetable/access_e07_01.html

Find your train:

https://world.jorudan.co.jp/mln/en/?sub_lang=nosub

Where to Ride

Head for the "Access Plaza" from the arrival lobby. The train station connects directly to the “Access Plaza”.



(e.g.)

9:47 Central Japan Intl Airport

| Ltd. Exp. (30min.)

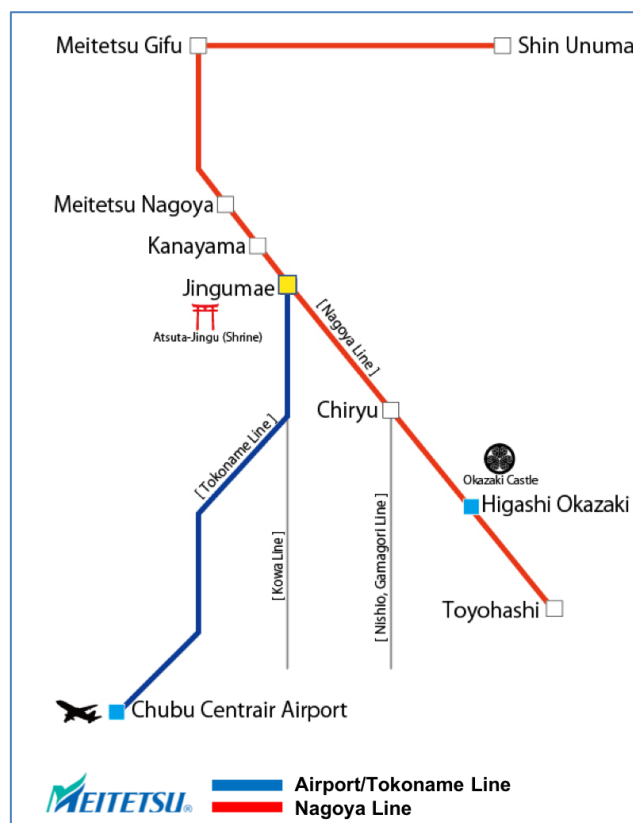
10:16 Jingu-Mae

TRANSFER to the MEITETSU NAGOYA LINE

10:24 Jingu-Mae

| Ltd. Exp. (23min.)

10:47 Higashi-Okazaki



DIRECTIONS to “HIGASHI OKAZAKI” from

Tokyo International Airport Haneda (HND)

<http://www.haneda-airport.jp/inter/en/> <--for more information

Train

“Higashi-Okazaki” is on the MEITETSU Nagoya Line. Allow 150 minutes including time for transfers between KEIKYU, Shinkansen and MEITETSU Lines.

- Take the KEIKYU Airport Express to **Shinagawa**. (12 min.) *
- Transfer to the JR Tokaido Shinkansen Line and take the HIKARI (or KODAMA) Shinkansen in the direction of Shin-Osaka to **Toyohashi** (80 min. (120 min.)) **.
- Transfer to the MEITETSU Nagoya Line and take the Limited Express train in the direction of Gifu to **Higashi Okazaki** (20 min.). ***



* The Airport Express runs every 10 minutes.

** HIKARI runs every 2 hours. KODAMA runs every 30 minutes. If the next HIKARI is coming within 70 minutes, it is faster to wait for the next HIKARI rather than take an earlier KODAMA.

*** MEITETSU Limited express runs every 15 minutes.

There are 3 types of Shinkansen: NOZOMI, HIKARI and KODAMA. Although NOZOMI trains are more frequent and faster than the other two, they do not stop at Toyohashi. So, make sure you take either a HIKARI or KODAMA train to travel to Toyohashi.

(e.g.)

12:14 Haneda Airport

| KEIKYU Airport Express (12 min.)

12:27 Shinagawa

TRANSFER to the SHINKANSEN LINE

12:40 Shinagawa

| JR Shinkansen HIKARI (80 min.)
{or KODAMA (120min.)}

13:57 Toyohashi

TRANSFER to the MEITETSU NAGOYA LINE

*Buy your ticket at the MEITETSU station.

14:15 Toyohashi

| MEITETSU Ltd. Exp. (20 min.)

14:36 Higashi Okazaki

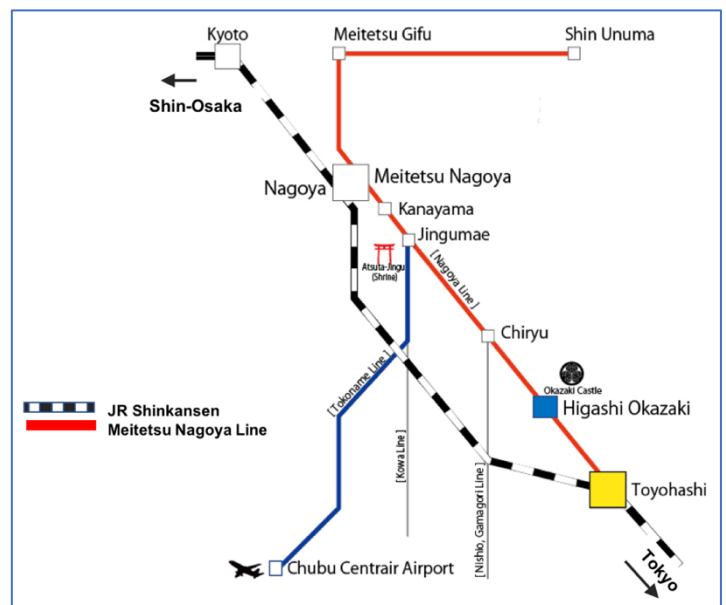
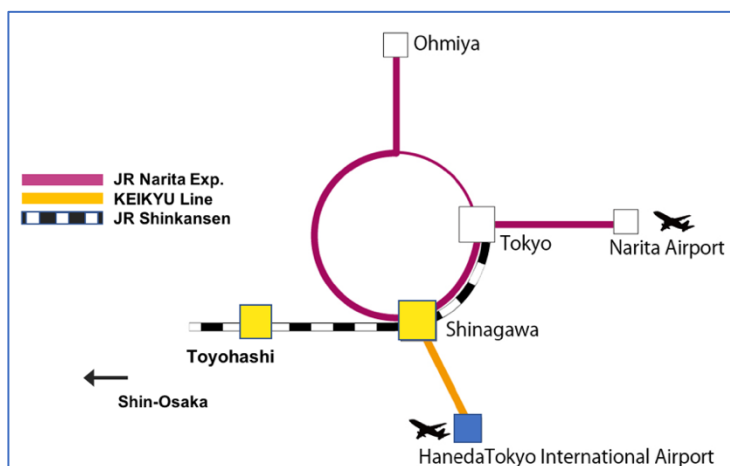
Find your train:

Haneda Airport – Toyohashi –

<http://www.hyperdia.com/en/>

Toyohashi – Higashi-Okazaki –

https://world.jorudan.co.jp/mln/en/?sub_lang=nosub



DIRECTIONS to “HIGASHI OKAZAKI” from

Narita Airport (NRT)

<https://www.narita-airport.jp/en> <--for more information

Train

“Higashi-Okazaki” is on the MEITETSU Nagoya Line. Allow 200 minutes including time for transfers between JR, Shinkansen and MEITETSU Lines.

- Take the airport shuttle JR NARITA EXPRESS (NEX) to **Shinagawa** (70 min.). *
- Transfer to the JR Tokaido Shinkansen Line and take the HIKARI (or KODAMA) Shinkansen in the direction of Shin-Osaka to **Toyohashi** {80 (or 120) min.}. **
- Transfer to the MEITETSU Nagoya Line and take the Limited Express train in the direction of Gifu to **Higashi-Okazaki**. (20 min.)



* NEX runs every half-hour.

**** HIKARI runs every 2 hours. KODAMA runs every 30 minutes.**
If the next HIKARI is coming within 70 minutes, it is faster to wait
for the next HIKARI rather than take an earlier KODAMA.

*** MEITETSU Limited Express runs every 15 minutes.

There are 3 types of Shinkansen: NOZOMI, HIKARI and KODAMA. Although NOZOMI trains are more frequent and faster than the other two, they do not stop at Toyohashi. So, make sure you take either a HIKARI or KODAMA train to travel to Toyohashi.

(e.g.)

11:14 Narita Airport

JR NARITA EXPRESS (70 min.)

12:22 Shinagawa

TRANSFER to the SHINKANSEN LINE

12:40 Shinagawa

JR Shinkansen HIKARI (80 min.)
 {or KODAMA (120min.)}

13:57 Toyohashi

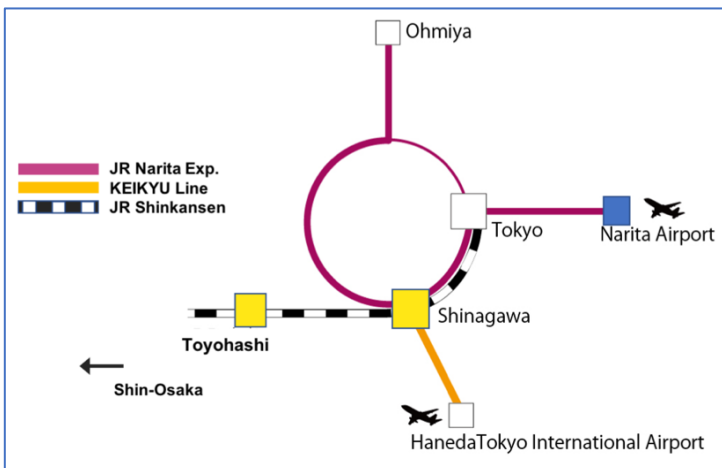
TRANSFER to the MEITETSU NAGOYA LINE

*Buy your ticket at the MEITETSU station.

14:15 Toyohashi

MEITETSU Ltd. Exp. (20 min).

14:36 Higashi Okazaki



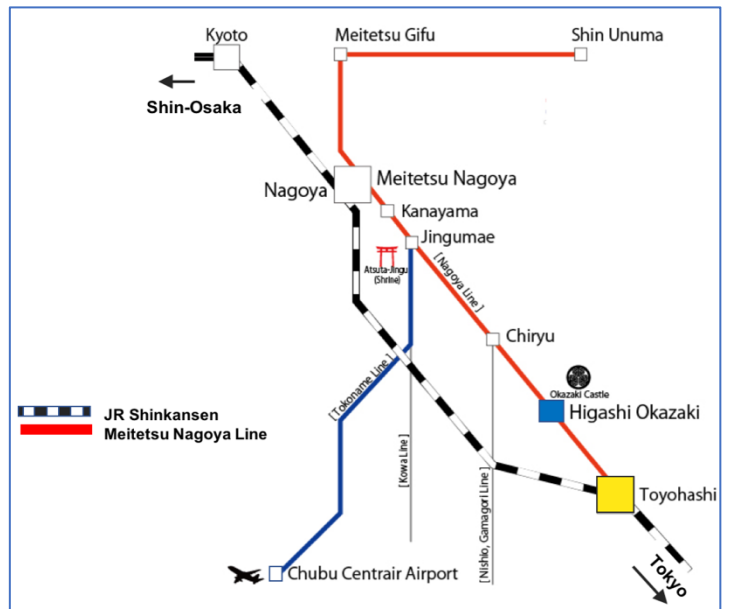
Find your train:

Narita Airport – Toyohashi –

<http://www.hyperdia.com/en/>

Toyohashi – Higashi-Okazaki –

https://world.jorudan.co.jp/mln/en/?sub_lang=nosub



DIRECTIONS to “HIGASHI-OKAZAKI” from

Kansai International Airport (KIX)

<https://www.kansai-airport.or.jp/en/> <--for more information

Train

“Higashi-Okazaki” is on the MEITETSU Nagoya Line. Allow 3 hours including time for transfers between JR, Shinkansen, and MEITETSU Lines.

- Take the HARUKA JR Airport Express to **Shin-Osaka** (50 min.). *
- Transfer to the JR Tokaido Shinkansen Line and take the NOZOMI Shinkansen in the direction of Tokyo to **Nagoya** (50 min.). **
- Transfer to the MEITETSU Nagoya Line and take the Limited Express in the direction of Toyohashi to **Higashi-Okazaki** (30 min.). ***

Make sure to leave enough time to transfer: the gates for the MEITETSU line are in a different area than the JR lines. After leaving the Shinkansen ticket gates, look for overhead signs pointing you in the direction of the MEITETSU line.

* HARUKA runs every 30 minutes.

** NOZOMI runs every 10-15 minutes.

*** MEITETSU Ltd. Exp. runs every 15 minutes.

(e.g.)

13:14 Kansai Airport

| JR airport express HARUKA (50 min.)

14:05 Shin-Osaka

TRANSFER to the SHINKANSEN LINE

14:20 Shin-Osaka

| JR Shinkansen NOZOMI (50 min.)

15:10 Nagoya

TRANSFER to the MEITETSU NAGOYA LINE

Buy your ticket at the MEITETSU station.

15:33 MEITETSU Nagoya

| MEITETSU Ltd. Exp. (30 min.)

16:04 Higashi-Okazaki



The NOZOMI Shinkansen is faster than the HIKARI and KODAMA trains because it makes fewer stops than the other two.

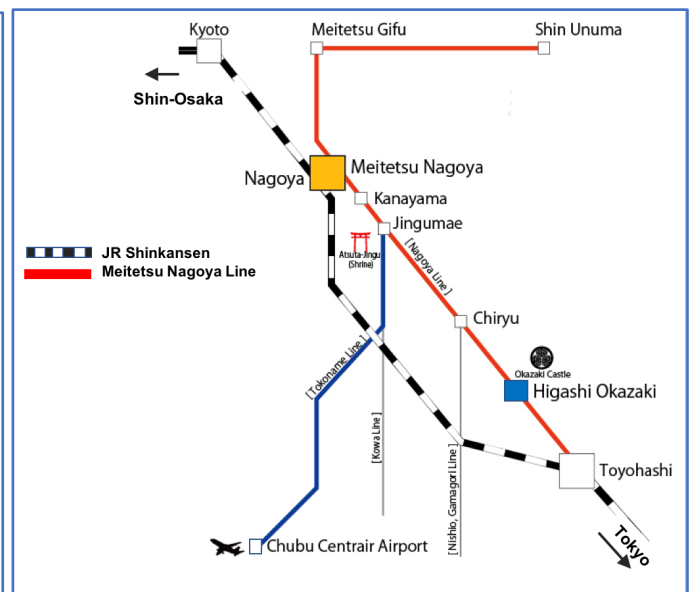
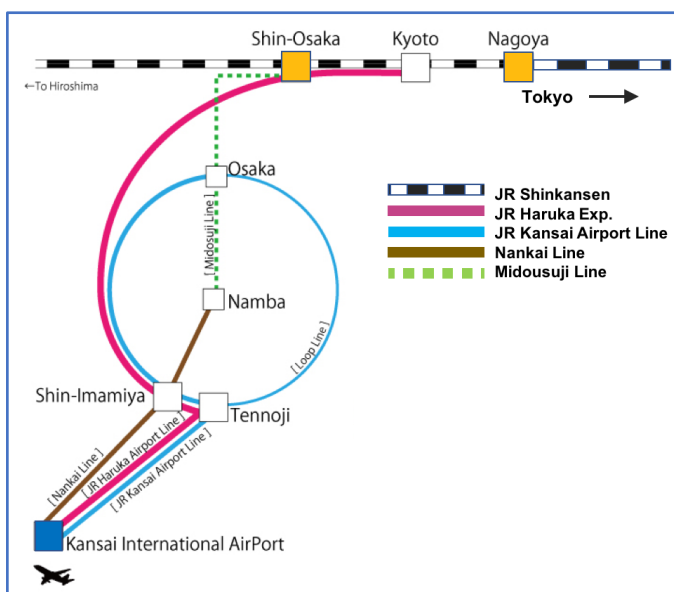
Find your train:

Kansai Airport – Nagoya –

<http://www.hyperdia.com/en/>

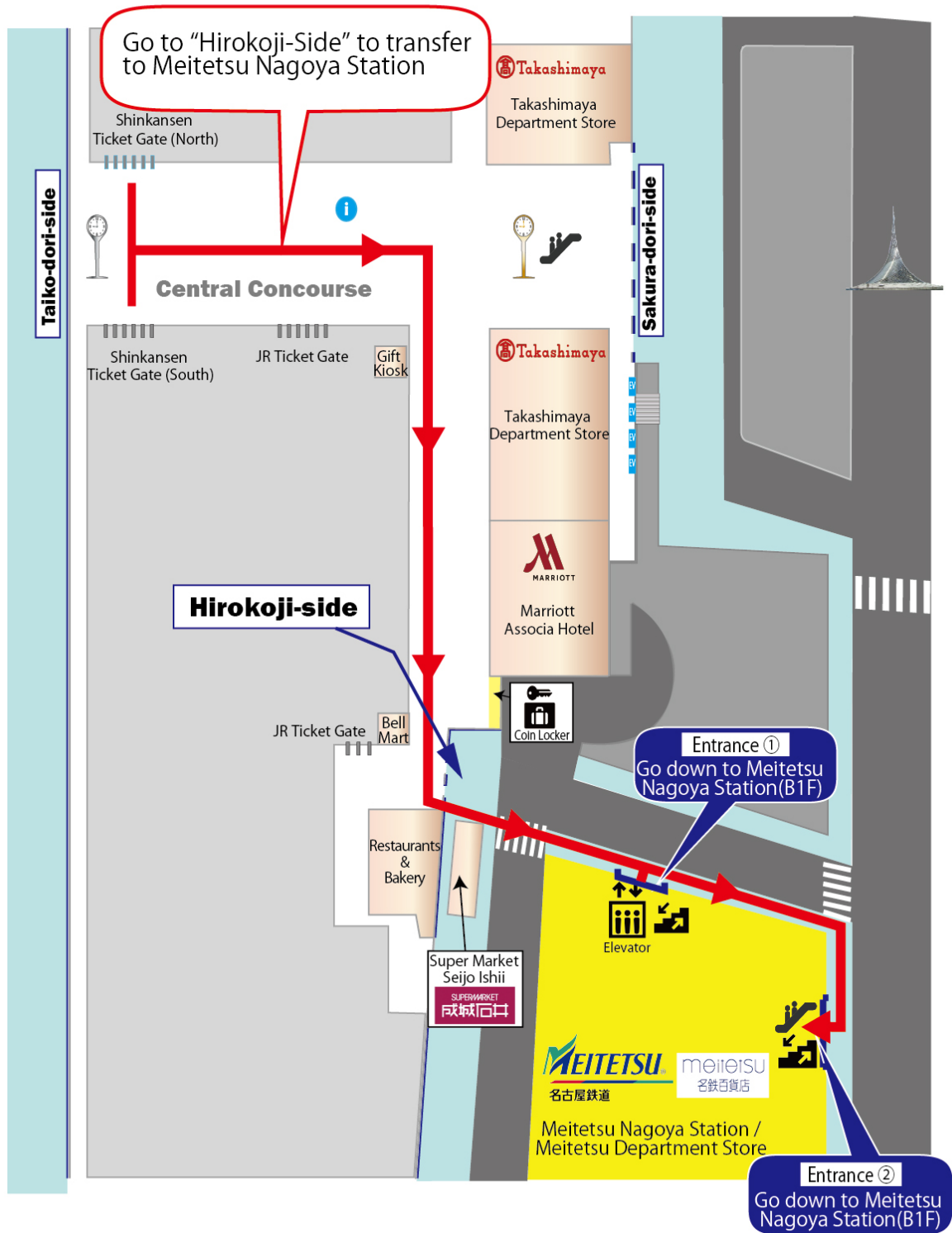
Meitetsu Nagoya – Higashi-Okazaki –

https://world.jorudan.co.jp/mln/en/?sub_lang=nosub



TIPS for TRANSFERING at
NAGOYA

JR Nagoya Station transfer to Meitetsu Line



MEITETSU Train station platform 4.



Take the MEITETSU Nagoya Line bound for Toyohashi from platform 4, or if you have a reserved seat, you can get aboard from less crowded Platform 3. (Platform 3 is only for passengers with a reserved seat ticket called “ μ ticket”.) It takes about 30 minutes to Higashi-Okazaki by the Limited Express train.

There is a significant difference in the speed of Limited Express trains compared to local trains. PLEASE DO NOT use a local train. Limited Express runs every 15 minutes.


MEITETSU Nagoya station: Two tips for getting the right train

If you are a first-time visitor to Nagoya, getting the right train at Meitetsu Nagoya station is probably not very easy, because all kinds of trains (local, express, etc.) for different destinations depart from the same platform.

Here are two tips to find the right train: One is the signs above the platform; these signs are in different colors (dark blue, light blue, yellow, green), which indicate different destinations and also show you where to wait in line. Look for the **dark blue** signs for your destination **Higashi-Okazaki**.

Two, it may be still confusing knowing which trains are local, limited express, etc. Another tip is to check the timetable of your train. Japanese transportation is usually very punctual. If the train you are about to ride arrives at the time of the Limited Express train you have looked up, it is most likely the correct train.

But the most helpful advice is, if you feel uncertain, do not hesitate to ask someone.



DIRECTIONS to IMS
from
Higashi-Okazaki Train Station

It takes about 10 minutes on foot from Higashi-Okazaki train station.

Take the South Exit of Higashi-Okazaki train station and go the street in front of the station up-hill (southward). Turn right at the first traffic light and go up-hill again. Soon, you will find the main gate of our campus on your left.

IMS Research Building is a brown brick building you see straight up ahead from the main gate. Go straight the walkway (there are some steps on the way) and you will reach the entrance of IMS in one minute.

